

## CHILDREN'S LITURGY LESSON PLAN

LITURGICAL DATE: Year C 24<sup>th</sup> week of Ordinary Time

THEME: All are important (even the lost)

- Grab the children's bible and/or lectionary and battery operated candle from the room and take it with you when Father calls us the children to gather in front of the altar.
- Ask children to help carry the bible and light on the walk to Liturgy room.

1. Greet the children, asking them their names. Introduce yourself and your helper if you have one. Place candle and materials on the table. Do a head count and write the numbers on the sheet on the wall.
2. **Sing the Opening Prayer Song:** Following the tune of 'Twinkle, Twinkle Little Star' ( there is chart paper on the wall)

"Hello, Hello how are you?

We have many things to do.

Read some stories, dance and play,

Learn about our God today.

God our Father, we ask you,

Bless us in the things we do."

### 3. Read the gospel:

"A reading from the Gospel of Luke 15:1-10". Have the children model you making the sign of the cross on their foreheads (" to keep Jesus on our minds"), their lips ("to keep Jesus in our words") and their chest (" to keep Jesus in our hearts"). The gospel is in the lectionary and also in this packet. There are a few questions you and the kids can discuss (3-5 mins is a great goal).

4. **Intercessions:** Give each child a prayer rock (on window ledge). Ask the children to close their eyes and bring quiet to their hearts as they rub the rock. When the children are ready, see if a few of the children have an intention they would like to pray for.

After a few individual intercessions, read our group general intercessions and allow the children to respond (R) Lord hear our prayer:

We pray for our church. R

We pray for Pope Francis R

We pray for our families R

We pray for all Holy People R

The children can take a moment to whisper a private prayer while holding the rock.

As a group say "Lord hear our prayers" and respond with singing "Ever Loving God (spread out left arm), Faithful God (spread right arm out), Hear the prayers of your people.

**5. Activity:**

- 6. Closing Prayer:** Say this prayer with the children (on chart paper) – "Jesus lay your hand on me; Bless me and take care of me. Amen". End with the sign of the cross, "In the name of the Father, the Son, and the Holy Spirit".

Ask the children to collect their craft and line up at the door. There is a rubber stamp and inkpad in the supply area if you wish to distribute. **Remind children that mass is still happening and many are praying, it's important they quietly return to their parents. We have a new bulletin board hanging on a brick column opposite the entrance to the church. Feel free to direct kids to hang up their work for display.**

**Thank You for volunteering today and making a positive impact on our parish!**

**Gospel Reading Luke 15:1-10**

When dishonest tax collectors and sinners came to listen to Jesus, the Pharisees and other leaders were angry. They said " This man, Jesus, talks to people who are sinners, and he even eats with them!".

So Jesus told them a parable. "Suppose you had a hundred sheep, and one of them got lost. Wouldn't you leave the ninety nine sheep that were safe and go looking for the one sheep that was lost? And when you found it, you would pick it up and carry it home. You would be so happy that you would call your friends and neighbors and say,

'Come and celebrate with me because I have found my sheep that was lost!'

"Well, God is just like that! And everyone in heaven will rejoice when even one person stops sinning and comes back to God."

**The Gospel of the Lord.**

### Questions for discussion:

Q: Is there anyone that Jesus would not love? {No}

Q: Has anyone heard the word parable? { It means when we learn a lesson through a story} Jesus liked to use parables (stories) to teach lessons.

Q: Have you ever lost something? {Yes, let the children share brief examples}

Q: Was it important to you, why? {Because it was yours. Just as we belong to Jesus and he'd worry if we were lost or sinning}


Q: How did you feel when it was found? {Happy or sad if it's still missing}

Q: Did you know when something is lost we can ask St. Anthony to help us? { St. Anthony, please come around, something is lost and must be found}

God created us and loves us all. We are all worthy of his love and he wants us all to be with him. He is sad when we are lost through sin and having all his children nearby brings him joy. If you have ever been lost in a crowd or a store it's scary. But the moment we are "found" we feel safe again. When we try everyday to live as Jesus asks us there is no need to be scared. He is with us and will shepherd us.


### Catechists:

Please hand each child a sheet with a sheep on it and set out glue and cotton balls/pom poms. They can color the sheep and/or glue on cotton balls/pom poms to the body. They can trace the letters on top as well. Please hand out the St. Anthony activity/prayer sheet.






We are all important to God!



# Saint Anthony

Saint Anthony is the patron saint of lost things. Pray to Saint Anthony if you can't find your shoes in the morning. There are 12 items lost in this picture. Can you find a needle, toothbrush, bone, comb, party hat, paper clip, banana, cup, heart, ruler, saw, and carrot?



## Prayer to St. Anthony

St. Anthony

Please come around

Something is lost and

must be found